



EVENT APP TUTORIAL

- 1st Steps : download and log-on
- Access the updated Conference Program
- Network with participants
- Collect leads

Need Help? Come to the Welcome Desk !



1st STEPS

→ Download the **3AF Conferences** application by scanning the QRCode or searching on your Mobile Store.

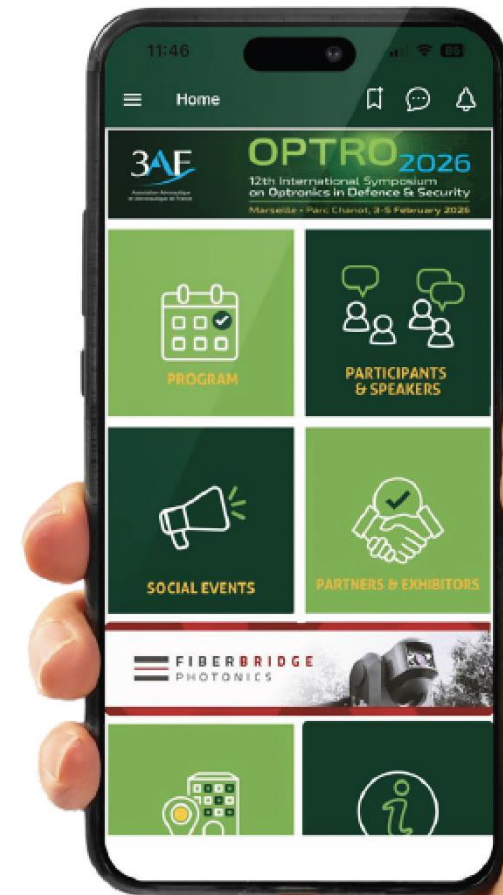
NB : If you already had the app, delete and reinstall for the latest version



→ Username : same email as used for your registration.

→ Create your password.

→ Recommended: authorize notifications for fresh updates and networking in-messages



ACCESS UPDATED PROGRAM

On each presentation page, you find :

- Room n°
- Title
- Speaker (clickable)
- Abstract in PDF
- Paper in PDF

Dynamic program

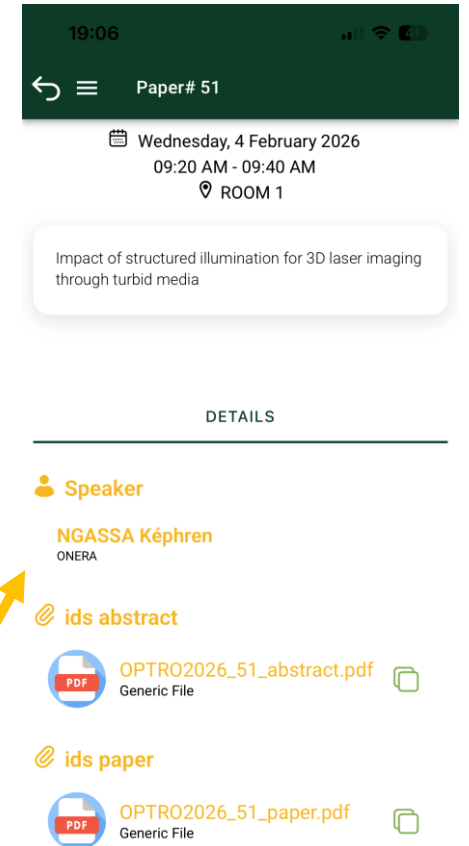
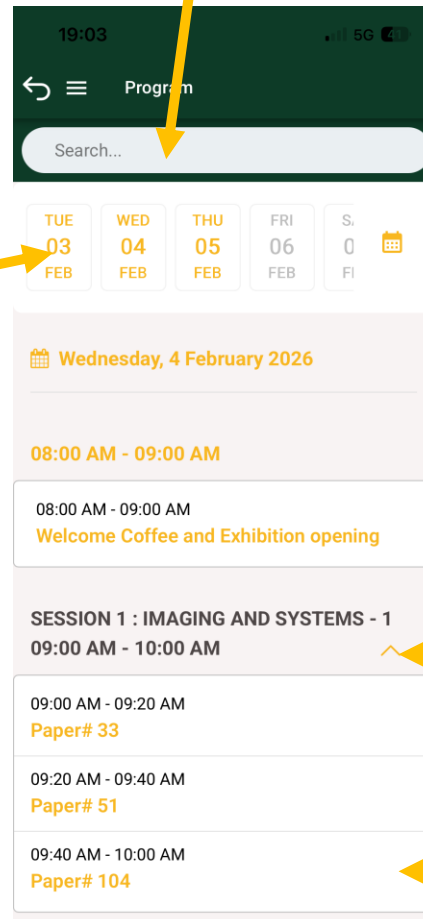
Select date or scroll down

PDF version

Search by speaker, company, session #...

Roll-down menu to open details of a session.

Click to open a presentation

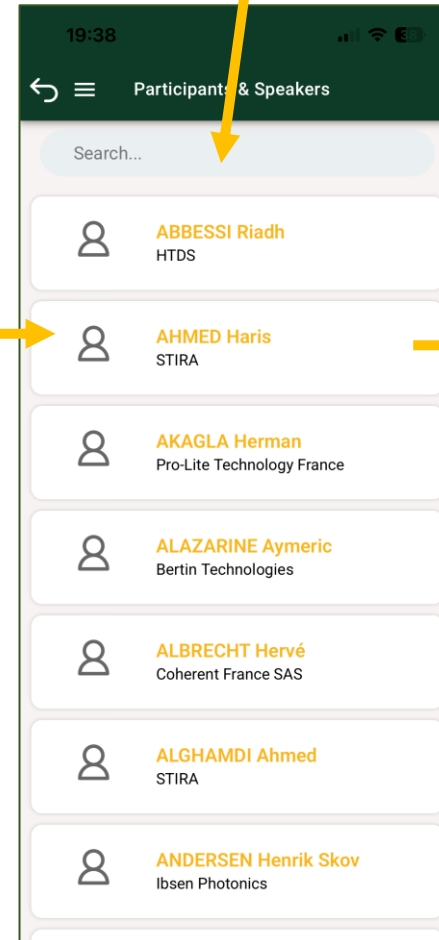


NETWORK WITH PARTICIPANTS

Dynamic list



Search by name or company



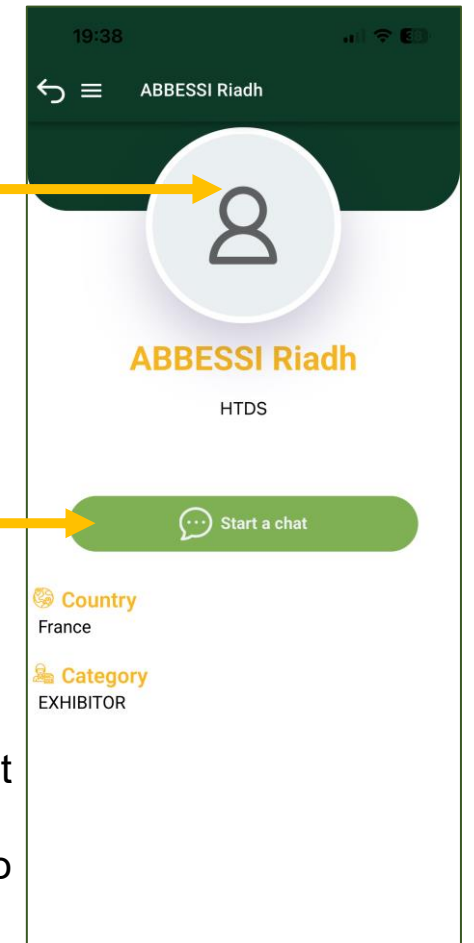
NB : you can upload a photo on your profile setting

Click to send message to selected Participant.

He/she will receive notification on app if it is installed on phone. He/she can choose to reply (or not)

On each profile page, you find :

- Name
- Company
- Country
- Category (speaker, participant or exhibitor)



COLLECT LEADS

